




Prévisions à court terme

Moyennes de la station

	 °C	 %	 hPa	 km/h	 mm/h	 °C
13 Avr.	14.8 / 4.0	70.1	1017.1	5.8	2.6	12.3 / 1.6
14 Avr.	14.8 / 3.9	67.1	1018.0	7.6	0.2	11.5 / 1.1
15 Avr.	14.6 / 5.7	69.9	1016.5	7.2	2.2	11.9 / 3.0
16 Avr.	12.4 / 5.5	74.4	1016.7	7.6	2.2	9.4 / 3.2
17 Avr.	12.7 / 4.5	76.9	1016.9	8.2	5.6	9.5 / 2.4
18 Avr.	13.0 / 4.5	73.4	1018.3	7.3	2.9	10.1 / 1.7
19 Avr.	14.3 / 3.3	71.2	1019.3	7.3	0.5	11.4 / 0.5
20 Avr.	14.3 / 4.3	68.5	1017.8	7.2	0.7	11.4 / 1.5
21 Avr.	15.1 / 4.5	66.4	1016.6	6.0	0.3	12.7 / 2.0

Extrêmes de la station

	 °C	 %	 hPa	 km/h	 km/h	 mm/h	 °C
13 Avr.	23.2 2024	98.0 2016	1031.3 2015	21.7 2018	42.8 2021	16.6 2016	23.9 2024
	-1.8 2021	34.0 2015	1002.3 2018	-	-	-	-5.3 2021
14 Avr.	25.4 2024	97.0 2016	1030.7 2015	24.1 2020	42.8 2020	2.0 2016	24.6 2024
	0.0 2025	0.0 2025	0.0 2025	-	-	-	0.0 2025
15 Avr.	22.0 2015	97.0 2023	1024.8 2015	30.2 2024	51.1 2024	17.3 2023	19.3 2015
	-1.4 2021	26.0 2015	1005.8 2023	-	-	-	-6.7 2021
16 Avr.	20.2 2020	97.0 2016, 2023	1023.4 2017	25.5 2022	51.1 2022	9.8 2016	18.2 2020
	-1.2 2021	32.6 2020	1003.0 2016	-	-	-	-5.7 2021
17 Avr.	20.6 2020	97.0 2016	1025.5 2018	26.9 2021	47.9 2021	42.8 2016	18.4 2020
	-1.3 2021	25.0 2022	1005.2 2016	-	-	-	-6.2 2021
18 Avr.	21.9 2018	97.0 2015, 2016	1028.9 2018	25.7 2015	46.7 2015	16.4 2016	20.8 2018
	0.2 2024	33.3 2017	1011.6 2022	-	-	-	-3.3 2017
19 Avr.	23.7 2018	98.0 2016	1030.7 2017	28.5 2017	47.9 2017	3.8 2024	22.5 2018
	-1.4 2024	28.1 2018	1006.5 2022	-	-	-	-6.4 2017
20 Avr.	24.6 2018	95.0 2024	1033.2 2017	27.2 2017	52.9 2017	4.0 2023	23.6 2018
	-2.9 2017	27.0 2015	1004.4 2020	-	-	-	-8.4 2017
21 Avr.	25.3 2018	96.0 2023	1033.5 2017	17.7 2017	32.4 2017	1.9 2024	24.3 2018
	-1.6 2017	19.5 2017	999.1 2022	-	-	-	-6.7 2017

Almanach

